



ELIS PLZEŇ a.s.



ELECTROMAGNETIC FLOW METERS FLONET FS10xx

FLONET FS 10xx

Electromagnetic flow meters of the type series FLONET FS 10xx are intended for professional flow-rate measurements of electrically conductive fluids including abrasive particles. The meters meet most demanding requirements regarding measurement accuracy and long-term parameter stability. Flow-rate measurements in both directions are possible. The flow sensor includes no movable mechanical parts, has excellent wear resistance and its effect on the fluid flow characteristic or pressure in the connecting piping is negligible. The associated electronic unit supplies power to the sensor unit and processes the flow-rate signals. The meter has current and frequency outputs. Communication with external devices is via the Hart communication protocol. The meter display information is in English.

TECHNICAL PARAMETERS

internal diameter d	100, 150 and 200mm (flangeless connections) 250, 300, 350, 400 and 450mm
rated pressure PN	10, 16 (depending on inside diameter to 150 PN16 from 200 PN10)
min. conductivity of measured fluid	5µS/cm
max. temperature of measured fluid	+150°C
electrode material	stainless steel 1.4571, Hastelloy-C4
sensor lining	wear-resistant material
wearability (DIN 52108)	maximum wear loss 5cm ³ /50cm ²
design version	compact or with remote electronic control unit
measurement accuracy	±0,5% for flow rate 5 to 100% Q _{max} (calibrated with water)
measurement range	0,1 to 10m/s
signal outputs	insulated current output 4 to 20mA ~ (0 to Q _{max}) insulated frequency output 0 to 1,000Hz ~ (0 to Q _{max})
communication protocol	Hart
power source	90 to 250V AC, 50 to 60Hz, 10VA, 15 to 50V DC
ambient temperature	-40 to +74°C
protection class	IP 67 (IP 68)

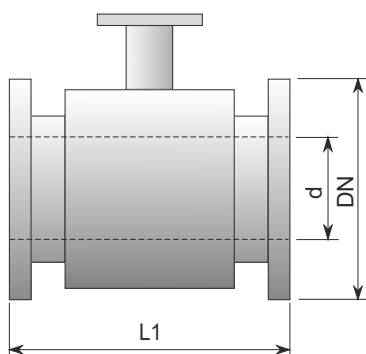
DESIGN VERSION, CONFIGURATION AND TYPE DESIGNATION

design version	COMPACT		REMOTE	
configuration	ECONOMIC	COMFORT	ECONOMIC	COMFORT
type designation	FS 10X0	FS 10X4	FS 10X1	FS 10X5

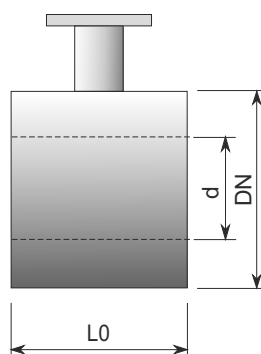
CONNECTION FLANGE, RATED INTERNAL DIAMETER AND SENSOR LENGTH

PN	16		10					
connection flange DN	150	200	250	300	350	400	450	500
inner diameter d [mm]	100	150	200	250	300	350	400	450
L1 [mm]	-	-	-	450	500	550	600	600
L0 [mm]	134	219	219	-	-	-	-	-

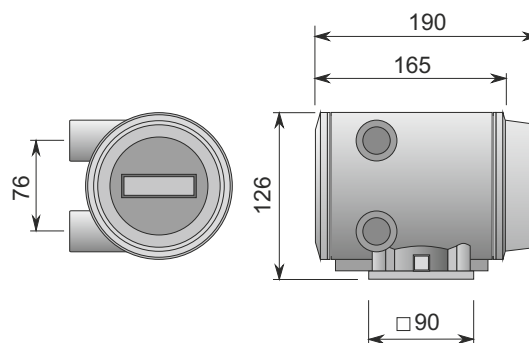
FLANGED VERSION



WAFER VERSION



ELECTRONIC UNIT



ELIS PLZEŇ a.s., LUČNÍ 425/15
301 00 PLZEŇ
CZECH REPUBLIC

TEL.: +420 377 517 711
FAX: +420 377 517 722
e-mail: sales@elis.cz
http: //www.elis.cz