



ELIS PLZEŇ a.s.



ELECTROMAGNETIC FLOW METERS FLONET FN50xx

FLONET FN50xx

Electromagnetic flow meters FLONET FN50xx are mainly intended for flow measuring section of measurement in heat or cold systems or simpler for flow measurement of liquids in technological applications. The condition of measurement flow rate is minimum required electrical conductivity of the medium. They meet the most demanding requirements on high measurement accuracy, long-term stability and hygienic standard. The meter sensor has no movable mechanical parts and its inclusion in the piping system will have no effect on the hydraulic or pressure flow conditions. For transfer information of measured volume and the possibility of evaluating the current flow rate are flow meters equipped a pulse output.

METER SPECIFICATION

nominal diameter / size	flanged DN15 to DN800 / 1/2" to 32"; wafer DN25 to Dn200 / 1" to 8"
nominal pressure [bar / psi]	10, 16, 40 (related to diameter) / 150, 300, 600 (related to size)
min. conductivity of measured liquid	20 μ S/cm, on agreement with the manufacturer down to 5 μ S/cm
electrode material	Stainless steel, grade 1.4571 (316Ti), Hastelloy C276, Titanium, Tantalum, Platinum-Rhodium (PtRh10)
sensor lining	soft rubber, hard rubber, rubber for drinking water, PTFE, E-CTFE
design version	compact or with remote electronic unit
piping connection	flanges or wafer
max. temperature of measured liquid	up to 150°C (302°F), depending on sensor lining
measurement accuracy: - measurement of heat and cold - technological applications	according to EN 1434, class. accuracy 2 $\pm 1\%$ to 0.5 to 100 % q_s $\pm 0.5\%$ to 5 to 100 % q_s $\pm 0.2\%$ to 10 to 100 % q_s (surcharge)
measuring range	0.05 to 10 m/s
power consumption	6 VA max.
pulse output	1ml/imp. to 1000 m ³ /imp. with galvanic isolation $T_{imp} = 100$ ms, max. frequency 5 Hz
ambient temperature	-5°C to 55°C (23° to 131°F)
power supply	90 - 264 VAC /47 to 440 Hz
protection class	IP 65

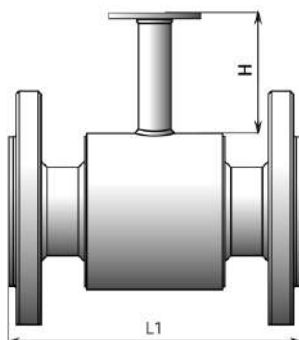
DESIGN VERSION, CONFIGURATION AND TYPE DESIGNATION

design version	COMPACT	REMOTE	SENSOR	H [mm]	APPLICATION
type designation - flanged	FN5030	FN5031	ISX.MXX	104	for heat meters
- wafer	FN5040	FN5041	IS0.MXX	104	
type designation - flanged	FN5010	FN5011	ISX.1XX	97	for cold met. and cold appl.
- wafer	FN5020	FN5021	IS0.1XX	97	

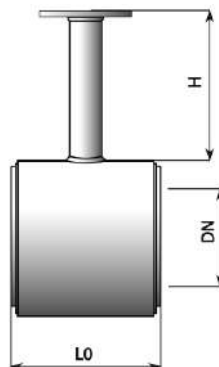
RATED INTERNAL DIAMETER AND SENSOR LENGTH [mm]

pressure	40 bar		16 bar					10 bar				6 bar	
diameter [mm]	20	25-50	65-80	100	125	150	200	250	300	350	400-600	700	800
L1 [mm]	200	200	200	250	250	300	350	450	500	550	600	700	800
L0 [mm]	74	104	104	104	134	134	219	-	-	-	-	-	-

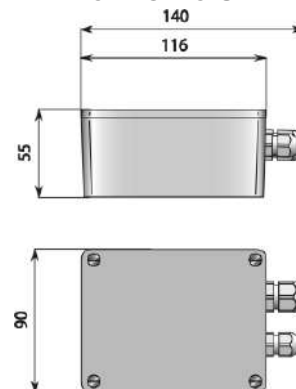
FLANGED VERSION



WAFER VERSION



ELECTRONIC UNIT



ELIS PLZEŇ a. s.
LUCNI 425/15, 301 00 PLZEŇ
CZECH REPUBLIC

Phone: +420 377 517 711
FAX: +420 377 517 722
e-mail: sales@elis.cz
<http://www.elis.cz>